


High Purity BioPharm Fittings

Weld x Weld x Clamp Short Outlet Tees - T7WWMS

Size	Dimensions		PL finish - SF1 Part #	PM finish - SF4 Part #
	A	B		
½"	3.750"	1.000"	<i>T7WWMS-050PL</i>	<i>T7WWMS-050PM</i>
¾"	4.000"	1.125"	<i>T7WWMS-075PL</i>	<i>T7WWMS-075PM</i>
1"	4.250"	1.125"	<i>T7WWMS-100PL</i>	<i>T7WWMS-100PM</i>
1½"	4.750"	1.375"	<i>T7WWMS-150PL</i>	<i>T7WWMS-150PM</i>
2"	5.750"	1.625"	<i>T7WWMS-200PL</i>	<i>T7WWMS-200PM</i>
2½"	6.250"	1.825"	<i>T7WWMS-250PL</i>	<i>T7WWMS-250PM</i>
3"	6.750"	2.125"	<i>T7WWMS-300PL</i>	<i>T7WWMS-300PM</i>
4"	8.250"	2.750"	<i>T7WWMS-400PL</i>	<i>T7WWMS-400PM</i>

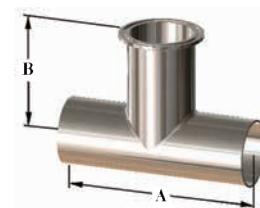


BPE Table DT-4.1.2-2

Sanitary
Fittings

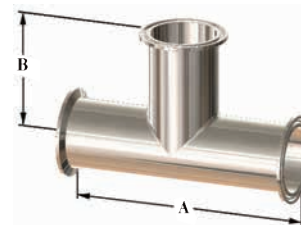
Weld x Weld x Clamp Tees - T7WWM

Size	Dimensions		PL finish - SF1 Part #	PM finish - SF4 Part #
	A	B		
½"	3.750"	2.250"	<i>T7WWM-050PL</i>	<i>T7WWM-050PM</i>
¾"	4.000"	2.375"	<i>T7WWM-075PL</i>	<i>T7WWM-075PM</i>
1"	4.250"	2.625"	<i>T7WWM-100PL</i>	<i>T7WWM-100PM</i>
1½"	4.750"	2.875"	<i>T7WWM-150PL</i>	<i>T7WWM-150PM</i>
2"	5.750"	3.375"	<i>T7WWM-200PL</i>	<i>T7WWM-200PM</i>
2½"	6.250"	3.625"	<i>T7WWM-250PL</i>	<i>T7WWM-250PM</i>
3"	6.750"	3.875"	<i>T7WWM-300PL</i>	<i>T7WWM-300PM</i>
4"	8.250"	4.750"	<i>T7WWM-400PL</i>	<i>T7WWM-400PM</i>



Clamp x Clamp x Clamp Tees - T7MP

Size	Dimensions		PL finish - SF1 Part #	PM finish - SF4 Part #
	A	B		
½"	4.500"	2.250"	<i>T7MP-050PL</i>	<i>T7MP-050PM</i>
¾"	4.750"	2.375"	<i>T7MP-075PL</i>	<i>T7MP-075PM</i>
1"	5.250"	2.625"	<i>T7MP-100PL</i>	<i>T7MP-100PM</i>
1½"	5.750"	2.875"	<i>T7MP-150PL</i>	<i>T7MP-150PM</i>
2"	6.750"	3.375"	<i>T7MP-200PL</i>	<i>T7MP-200PM</i>
2½"	7.250"	3.625"	<i>T7MP-250PL</i>	<i>T7MP-250PM</i>
3"	7.750"	3.875"	<i>T7MP-300PL</i>	<i>T7MP-300PM</i>
4"	9.500"	4.750"	<i>T7MP-400PL</i>	<i>T7MP-400PM</i>



BPE Table DT-4.1.2-4

PL Finish – SF1
 OD = 32R_a Mechanically Polished
 ID = 20R_a Mechanically Polished

PM Finish – SF4
 OD = 32R_a Mechanically Polished
 ID = 15R_a Mechanically Polished and Electropolished